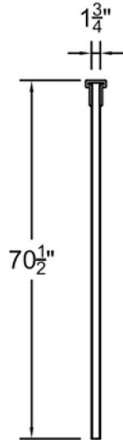



# Composite Fencing

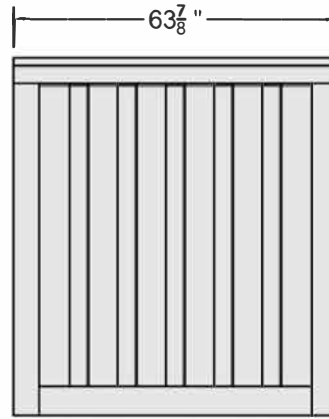
AVAILABLE FROM FDS DISTRIBUTORS, TREX COMPANY PRODUCT PARTNER



SIDE VIEW

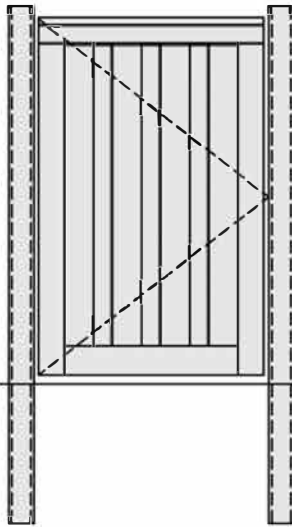


STANDARD PANEL



LARGE PANEL

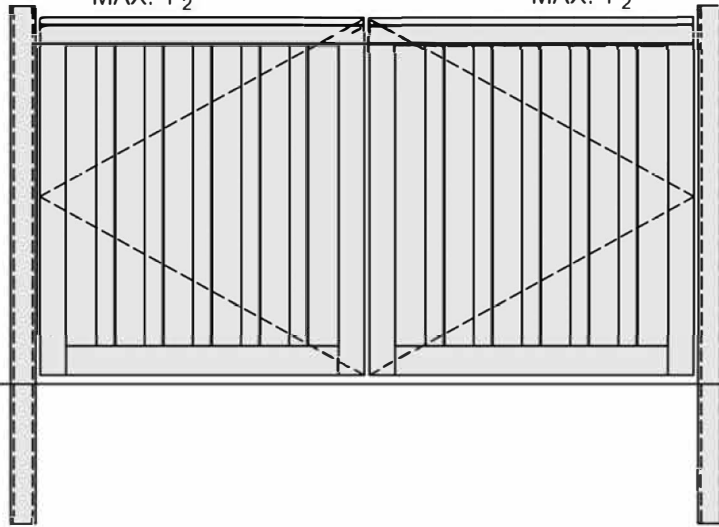
HINGE GAP  
IDEAL:  $\frac{7}{8}$ "  
MIN:  $\frac{1}{2}$ "  
MAX:  $1\frac{1}{2}$ "



SINGLE GATE OPENING

HINGE GAP  
IDEAL: 1"  
MIN:  $\frac{3}{4}$ "  
MAX:  $1\frac{1}{4}$ "

HINGE GAP  
IDEAL:  $\frac{7}{8}$ "  
MIN:  $\frac{1}{2}$ "  
MAX:  $1\frac{1}{2}$ "



DOUBLE GATE OPENING

LATCH GAP  
IDEAL: 1"  
MIN:  $\frac{3}{4}$ "  
MAX:  $1\frac{1}{4}$ "

HINGE GAP  
IDEAL:  $\frac{7}{8}$ "  
MIN:  $\frac{1}{2}$ "  
MAX:  $1\frac{1}{2}$ "

NOTES:

1. INSTALLATION TO BE COMPLETED PER MANUFACTURER'S SPECIFICATION.
2. THIS DRAWING IS PROVIDED FOR PLANNING PURPOSES. REFER TO MANUFACTURER'S INSTALLATIONS FOR CONSTRUCTION DETAILS.
3. REFER TO MANUFACTURER'S WEBSITE FOR PRODUCT INFORMATION.
4. DRAWING NOT TO SCALE.

## TREX GATE: SECLUSIONS