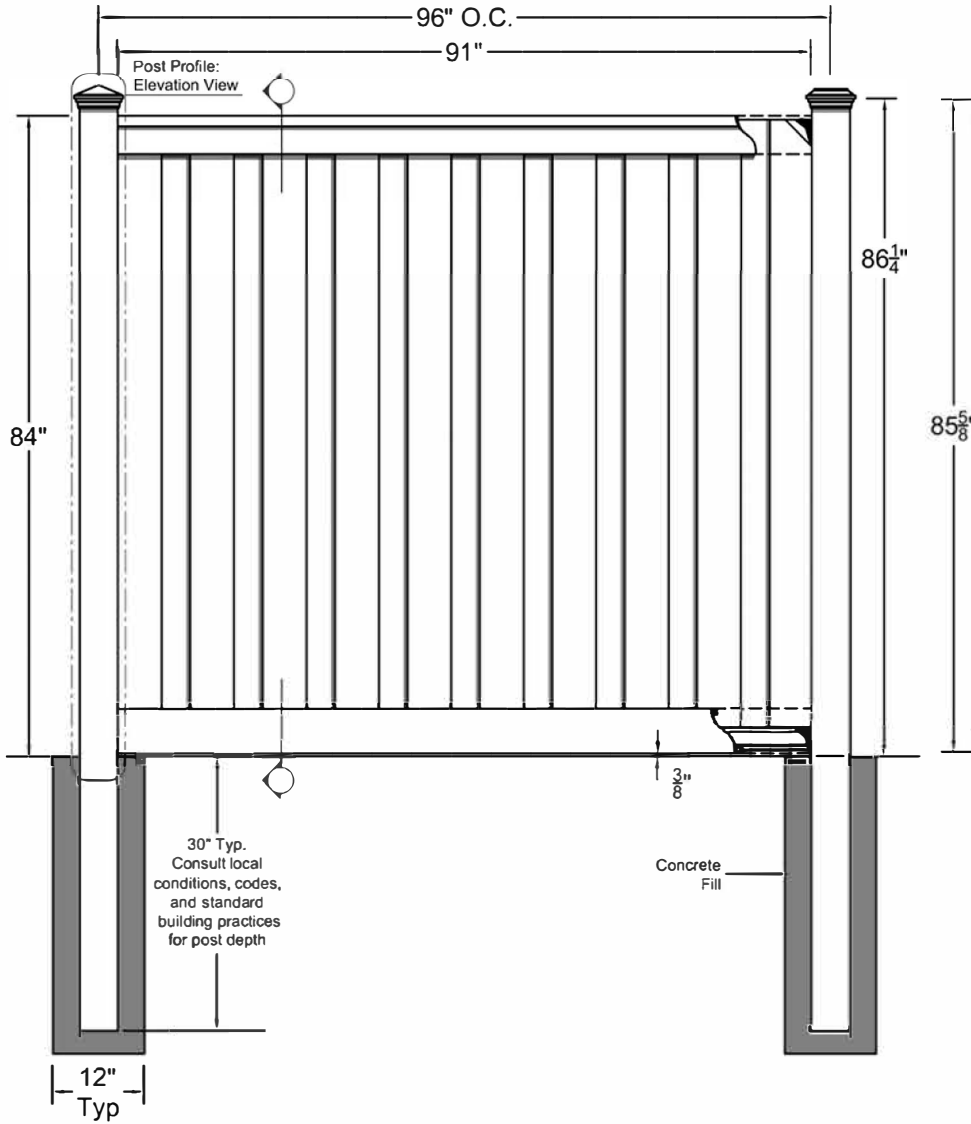









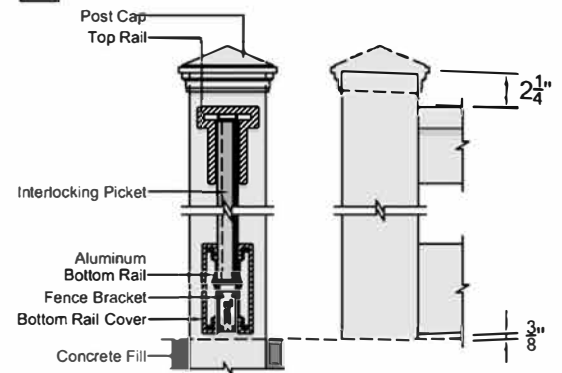
Composite Fencing

AVAILABLE FROM FDS DISTRIBUTORS, TREX COMPANY PRODUCT PARTNER



7' TREX SECLUSIONS		
MATERIAL NEEDED FOR 8' SECTION	QUANTITY	LENGTH
 Post Cap: Pyramid, Flat, or Crown	1	
 5" x 5" Post	1	144" *
 4" x 4.9" Top Rail	1	91" *
 1"x5.75" Interlocking Picket (Cut to 79 1/2")	19	91" *
 1" x 5.75" Bottom Rail Cover	2	91" *
 Aluminum Bottom Rail	1	90 1/2"
 Fence Bracket	4	
1 5/8" (Typ) Exterior Wood Screws	24	

* Length may vary



Post Profile: Cut View / Elevation View

NOTES:

1. INSTALLATION TO BE COMPLETED PER MANUFACTURER'S SPECIFICATION.
2. THIS DRAWING IS PROVIDED FOR PLANNING PURPOSES. REFER TO MANUFACTURER'S INSTALLATIONS FOR CONSTRUCTION DETAILS.
3. REFER TO MANUFACTURER'S WEBSITE FOR PRODUCT INFORMATION.
4. DRAWING NOT TO SCALE.