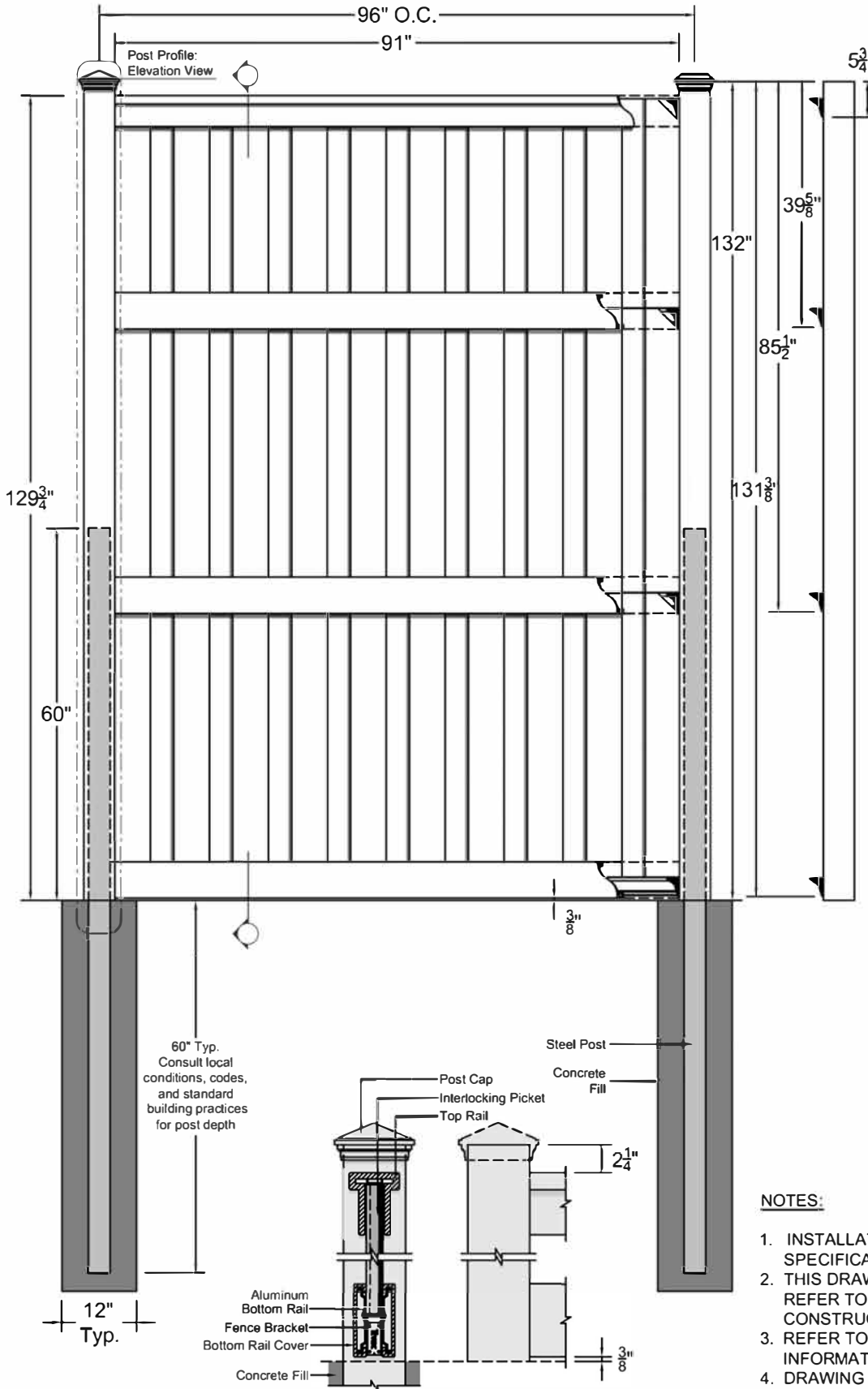











# Composite Fencing

AVAILABLE FROM FDS DISTRIBUTORS, TREX COMPANY PRODUCT PARTNER



11' TREX SECLUSIONS		
MATERIAL NEEDED FOR 8' SECTION	QUANTITY	LENGTH
 Post Cap: Pyramid, Flat, or Crown	1	
 5" x 5" Post	1	144" *
 3.5"x3.5"x3/16 Galv. Steel Post	1	120"
 4" x 4.9" Top Rail	1	91" *
 1"x5.75" Interlocking Picket (Cut to 33 1/2")	9.5	67" *
 1"x5.75" Interlocking Picket (Cut to 45 1/2")	19	67" *
 1" x 5.75" Bottom Rail Cover	6	91" *
 Aluminum Bottom Rail	3	90 1/2"
 Fence Bracket	8	
1 5/8" Wood Screw	24	
3/4" x #8 Wood Screw	16	
1" Wood Screw	6	
1 1/2" x #14 Self-tapping Screw	2	

\* Length may vary

**NOTES:**

1. INSTALLATION TO BE COMPLETED PER MANUFACTURER'S SPECIFICATION.
2. THIS DRAWING IS PROVIDED FOR PLANNING PURPOSES. REFER TO MANUFACTURER'S INSTALLATIONS FOR CONSTRUCTION DETAILS.
3. REFER TO MANUFACTURER'S WEBSITE FOR PRODUCT INFORMATION.
4. DRAWING NOT TO SCALE.

Post Profile: Cut View / Elevation View

543 S 600 E PROVO, UT 84606  
1-877-700-8739 / WWW.YOURNEXT FENCE.COM